







▲ 1. It is a... / to...  
▲ 2. It is a... / to...  
▲ 3. It is a... / to...  
▲ 4. It is a... / to...  
▲ 5. It is a... / to...  
▲ 6. It is a... / to...  
▲ 7. It is a... / to...  
▲ 8. It is a... / to...  
▲ 9. It is a... / to...  
▲ 10. It is a... / to...

FOR JAZZ INSTRUMENTALISTS

- ♯ ♮ ♮
- ♯ ♮ ♮ ♮ ♮
- ♯ ♮ ♮ ♮ ♮ ♮ ♮ ♮
-



# CLASSICAL INSTRUMENT GUIDE



- □ t ... ▲ ... ▲ ... t
- □ t ... ▲ ... ▲ ... ▲
- □ t ... t ... t ... y
- □ ... ▲
- □ t ... ▲ ... t ... t ...
- □ ... ▲
- □ ... ▲ ... ▲ ... ▲ ...
- □ ... ▲ ... ▲ ... ▲



- □ t ... ▲ ... ▲ ... t
- □ t ... ▲ ... ▲ ... ▲
- 



- □ t ... ▲ ... ▲ ... t
- □ t ... ▲ ... ▲ ... ▲
- □ t ... t ... t ... y
- □ ... ▲
- □ t ... y ... ▲
- □ t ... ▲ ... t ... t ...
- □ ... ▲
- □ ... ▲ ... ▲ ... ▲ ...
- □ ... ▲ ... ▲ ... ▲
- □ ... ▲ ... t ... t ... (3 4 )
- □ t ... (1 ; 2 , 3 , 4 )
- □ ... ▲



- □ t ... ▲ ... ▲ ... t
- □ t ... ▲ ... ▲ ... ▲
- □ ... ▲
- □ t ... t ... t ... y
- □ ... ▲
- □ ... ▲ ... t ... y ... ▲
- □ ... ▲
- □ ... ▲ ... ▲ ... ▲ ...
- □ ... ▲ ... ▲ ... ▲
- □ ... ▲ ... t ... t ... (3 4 )
- □ t ... (1 ; 2 , 3 , 4 )
- □ ... ▲





# JAZZ INSTRUMENT GUIDE

Musical notation for the top-left quadrant, featuring a yellow background. It includes a key signature of one sharp (F#) and a 2/4 time signature. The notation consists of a series of rhythmic patterns and notes, with a section labeled "OR" indicating an alternative phrasing. The piece concludes with a dynamic marking of \*p and a tempo/feel instruction of : 2-4.

Musical notation for the top-right quadrant, featuring a light blue background. It includes a key signature of one sharp (F#) and a 2/4 time signature. The notation consists of a series of rhythmic patterns and notes, with a section labeled "1)" indicating a specific phrasing. The piece concludes with a dynamic marking of \*p and a tempo/feel instruction of : 2-4.

Musical notation for the bottom-left quadrant, featuring a light blue background. It includes a key signature of one sharp (F#) and a 2/4 time signature. The notation consists of a series of rhythmic patterns and notes, with a section labeled "1 ; 3" indicating a specific phrasing. The piece concludes with a dynamic marking of \*p and a tempo/feel instruction of : 2-4.

Musical notation for the bottom-right quadrant, featuring a yellow background. It includes a key signature of one sharp (F#) and a 2/4 time signature. The notation consists of a series of rhythmic patterns and notes, with a section labeled "1 ; 3" indicating a specific phrasing. The piece concludes with a dynamic marking of \*p and a tempo/feel instruction of : 2-4.

# SONGWRITING GUIDE

Musical notation for the first staff on a yellow background. It shows a sequence of notes and rests on a five-line staff, with some notes marked with blue triangles above them. The notation includes stems, beams, and various note heads.

\*P : 2-4

Musical notation for the first staff on a light blue background. It shows a sequence of notes and rests on a five-line staff, with some notes marked with blue triangles above them. The notation includes stems, beams, and various note heads.

\*P : 2-4

Musical notation for the second staff on a light blue background. It shows a sequence of notes and rests on a five-line staff, with some notes marked with blue triangles above them. The notation includes stems, beams, and various note heads.


\*P : 2-4

Musical notation for the second staff on a yellow background. It shows a sequence of notes and rests on a five-line staff, with some notes marked with blue triangles above them. The notation includes stems, beams, and various note heads.

\*P : 2-4



# CONTEMPORARY VOICE GUIDE





## ELECTRONIC SOUND SYNTHESIS

Unit 11: Introduction to Electronic Sound Synthesis (11.1-11.10); Unit 12: Introduction to Electronic Sound Synthesis (12.1-12.10)

Unit 11: Introduction to Electronic Sound Synthesis (11.1-11.10); Unit 12: Introduction to Electronic Sound Synthesis (12.1-12.10)

## ELECTRONICS FOR MUSICIANS

Unit 11: Introduction to Electronic Sound Synthesis (11.1-11.10); Unit 12: Introduction to Electronic Sound Synthesis (12.1-12.10)

## FILM SCORING

Unit 11: Introduction to Electronic Sound Synthesis (11.1-11.10); Unit 12: Introduction to Electronic Sound Synthesis (12.1-12.10)

## JAZZ COMBO

Unit 11: Introduction to Electronic Sound Synthesis (11.1-11.10); Unit 12: Introduction to Electronic Sound Synthesis (12.1-12.10)

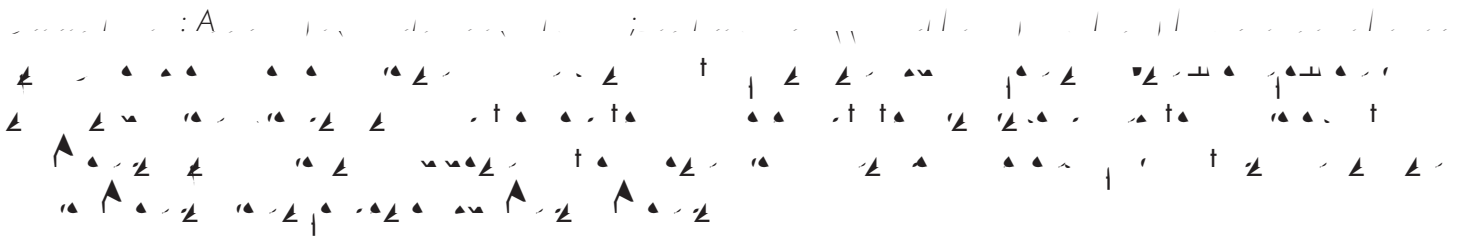
## JAZZ IMPROVISATION SKILLS

Exercise 1: A simple exercise in improvisation, using a scale of notes and rests.




## JAZZ ENSEMBLE

Exercise 2: A simple exercise in improvisation, using a scale of notes and rests.



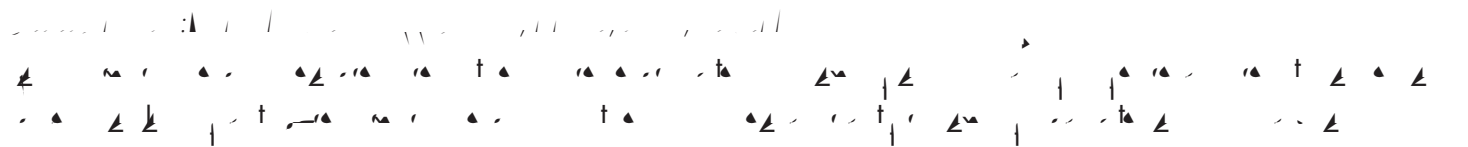
## JAZZ HISTORY

Exercise 3: A simple exercise in improvisation, using a scale of notes and rests.



## JAZZ RHYTHM SECTION

Exercise 4: A simple exercise in improvisation, using a scale of notes and rests.



## JAZZ THEORY I

Exercise 5: A simple exercise in improvisation, using a scale of notes and rests.



## JAZZ THEORY II

Exercise 6: A simple exercise in improvisation, using a scale of notes and rests.



## KEYBOARD SKILLS

1. Press the **Alt** key and the **F4** key together to open the application menu.  
2. Press the **Alt** key and the **F5** key together to refresh the page.  
3. Press the **Alt** key and the **F6** key together to move focus to the next element.  
4. Press the **Alt** key and the **F7** key together to move focus to the next element.  
5. Press the **Alt** key and the **F8** key together to move focus to the next element.  
6. Press the **Alt** key and the **F9** key together to move focus to the next element.  
7. Press the **Alt** key and the **F10** key together to move focus to the next element.  
8. Press the **Alt** key and the **F11** key together to move focus to the next element.  
9. Press the **Alt** key and the **F12** key together to move focus to the next element.  
10. Press the **Alt** key and the **F13** key together to move focus to the next element.



Handwritten musical notation on a staff, including notes, rests, and clefs.

**MUSIC THEORY & MUSICIANSHIP II**

Handwritten musical notation on a staff, including notes, rests, and clefs.

**MUSIC THEORY & MUSICIANSHIP III (Honors)**

Handwritten musical notation on a staff, including notes, rests, and clefs.

**OPERA SCENES (on hiatus)**

Handwritten musical notation on a staff, including notes, rests, and clefs.

**ORCHESTRA**

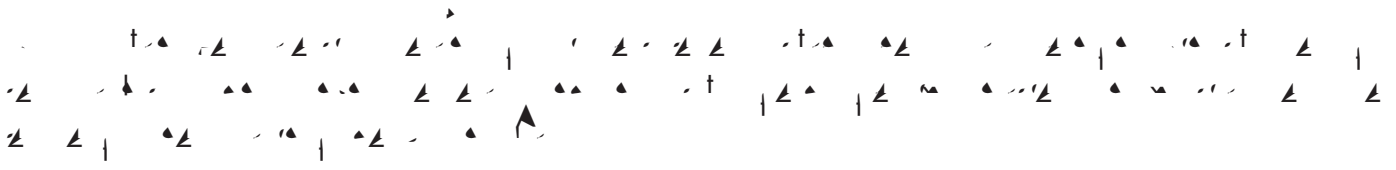
Handwritten musical notation on a staff, including notes, rests, and clefs.

**PIANO PERFORMANCE**

Handwritten musical notation on a staff, including notes, rests, and clefs.







**SONGWRITING: TOPLINE I LYRICS AND MELODY FOR POPULAR MUSIC**



## VIOLIN STUDIO CLASS

Violin Studio Class is a weekly class for students who are interested in playing the violin. The class is designed for students who are already playing the violin and are looking for a challenge. The class focuses on technique, repertoire, and performance skills. Students will receive individual instruction and feedback from their teacher. The class is suitable for students of all ages and skill levels.

## VOCAL ENSEMBLE

Vocal Ensemble is a weekly class for students who are interested in singing. The class is designed for students who are already singing and are looking for a challenge. The class focuses on technique, repertoire, and performance skills. Students will receive individual instruction and feedback from their teacher. The class is suitable for students of all ages and skill levels.

## VOCAL REPERTOIRE PERFORMANCE (

